

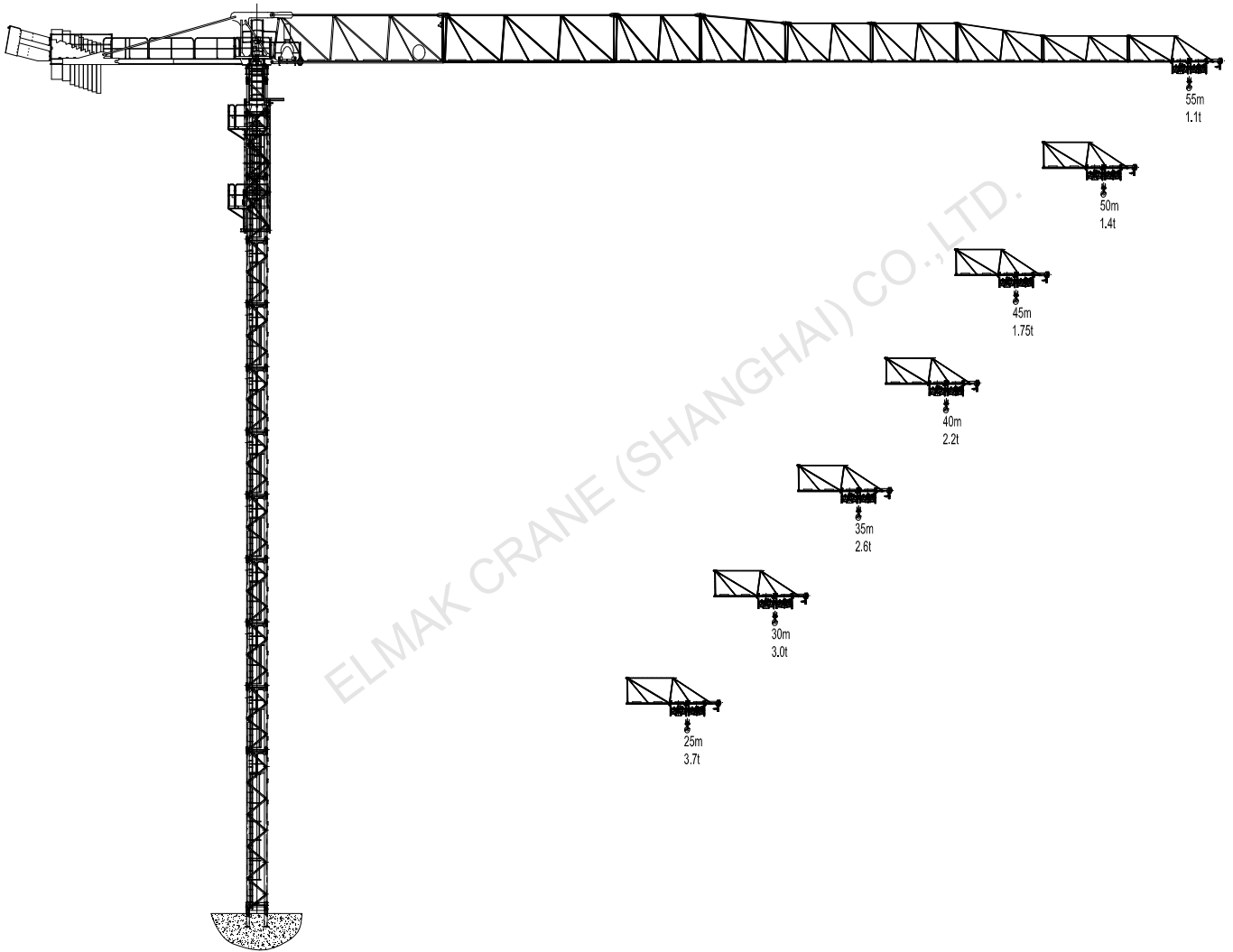
ELMAK[®]

ELMAK CRANE (SHANGHAI) CO.,LTD.

TOPLESS TOWER CRANE















www.elmaktowercrane.com

EMT5510-6

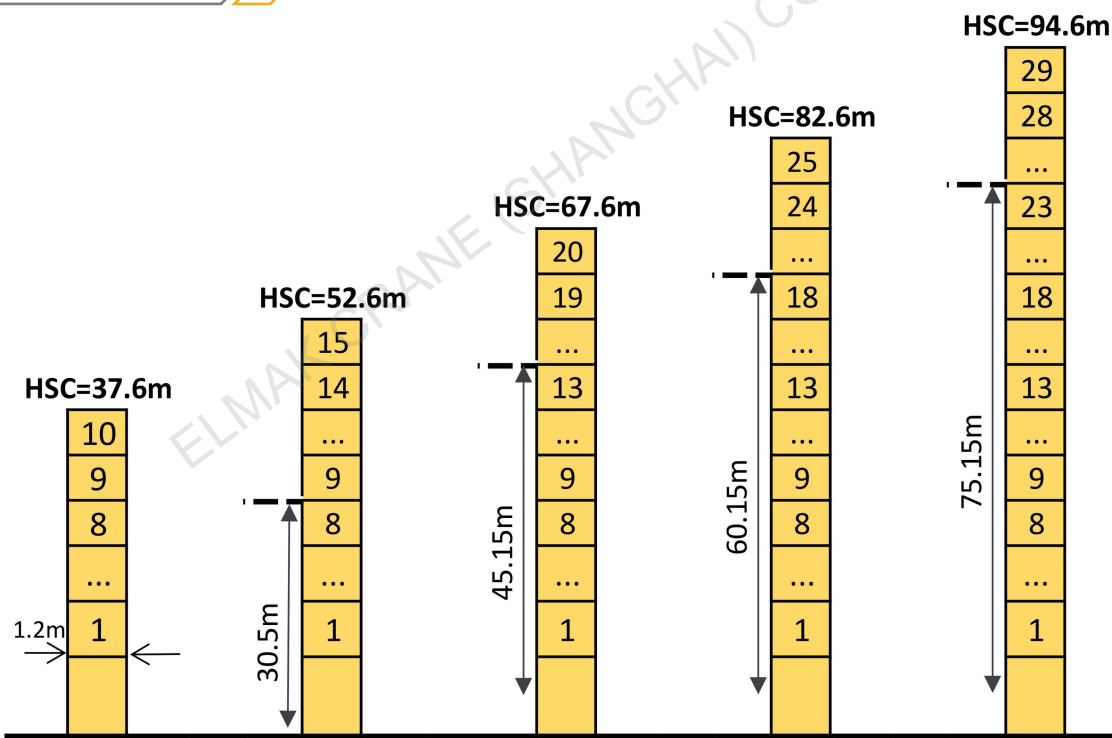


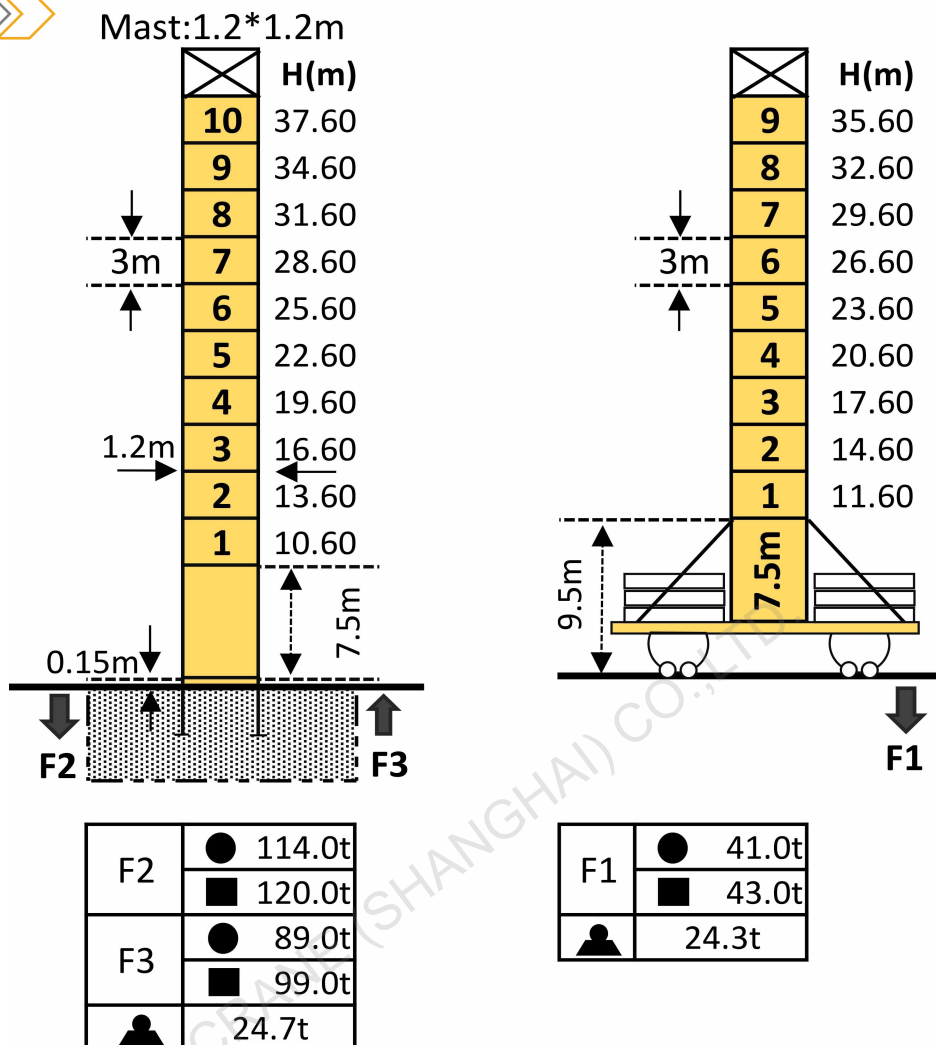
ELMAK CRANE (SHANGHAI) CO., LTD.

Loading Diagrams

	Fail	Max. load		10.0	15.0	18.0	20.0	22.0	25.0	28.0	30.0	32.0	35.0	40.0	45.0	50.0	55.0
		R(Cmax)	C(max)														
55m		3.00	23.44	3.00	3.00	3.00	3.00	3.00	2.78	2.42	2.23	2.06	1.84	1.55	1.32	1.15	1.10
		6.00	12.36	6.00	4.75	3.79	3.32	2.93	2.48	2.12	1.93	1.76	1.54	1.25	1.02	0.84	0.70
50m		3.00	27.08	3.00	3.00	3.00	3.00	3.00	3.00	2.88	2.66	2.46	2.20	1.87	1.61	1.40	
		6.00	14.22	6.00	5.36	4.52	3.97	3.52	2.99	2.58	2.36	2.16	1.90	1.57	1.31	1.10	
45m		3.00	28.90	3.00	3.00	3.00	3.00	3.00	3.00	3.00	2.87	2.66	2.39	2.03	1.75		
		6.00	15.15	6.00	6.00	4.88	4.30	3.82	3.25	2.81	2.57	2.36	2.09	1.73	1.45		
40m		3.00	30.87	3.00	3.00	3.00	3.00	3.00	3.00	3.00	3.00	2.88	2.59	2.20			
		6.00	16.15	6.00	6.00	5.27	4.65	4.14	3.53	3.06	2.80	2.58	2.28	1.90			
35m		3.00	31.00	3.00	3.00	3.00	3.00	3.00	3.00	3.00	3.00	2.89	2.60				
		6.00	16.22	6.00	6.00	5.30	4.67	4.16	3.55	3.08	2.82	2.59	2.30				
30m		3.00	30.00	3.00	3.00	3.00	3.00	3.00	3.00	3.00	3.00						
		6.00	16.57	6.00	6.00	5.44	4.79	4.27	3.65	3.17	2.90						
25m		3.00	25.00	3.00	3.00	3.00	3.00	3.00	3.00								
		6.00	16.74	6.00	6.00	5.57	4.86	4.33	3.70								

Anchorage



Mast-Reaction

Mechanisms

Items	Mechanisms	Speed/Hoist weight				Rope Capacity	Motor(KW) 380V 50Hz
		M/min	t	M/min	t		
Hoisting	24LVF15	⬆️⬆️⬆️⬆️⬆️		⬆️⬆️⬆️⬆️⬆️		380m(4 layers) 480m(5 layers)	24
		4.9-42	3	2.4-2.1	6.0		
		84	1.5	42	3.0		
		98	1	49	2		
Trolley	DVF60	0-54m/min					4
Slewing	RVF60	0-0.7rpm					6000N.m
Power supply		380V(±10%)/50Hz					