

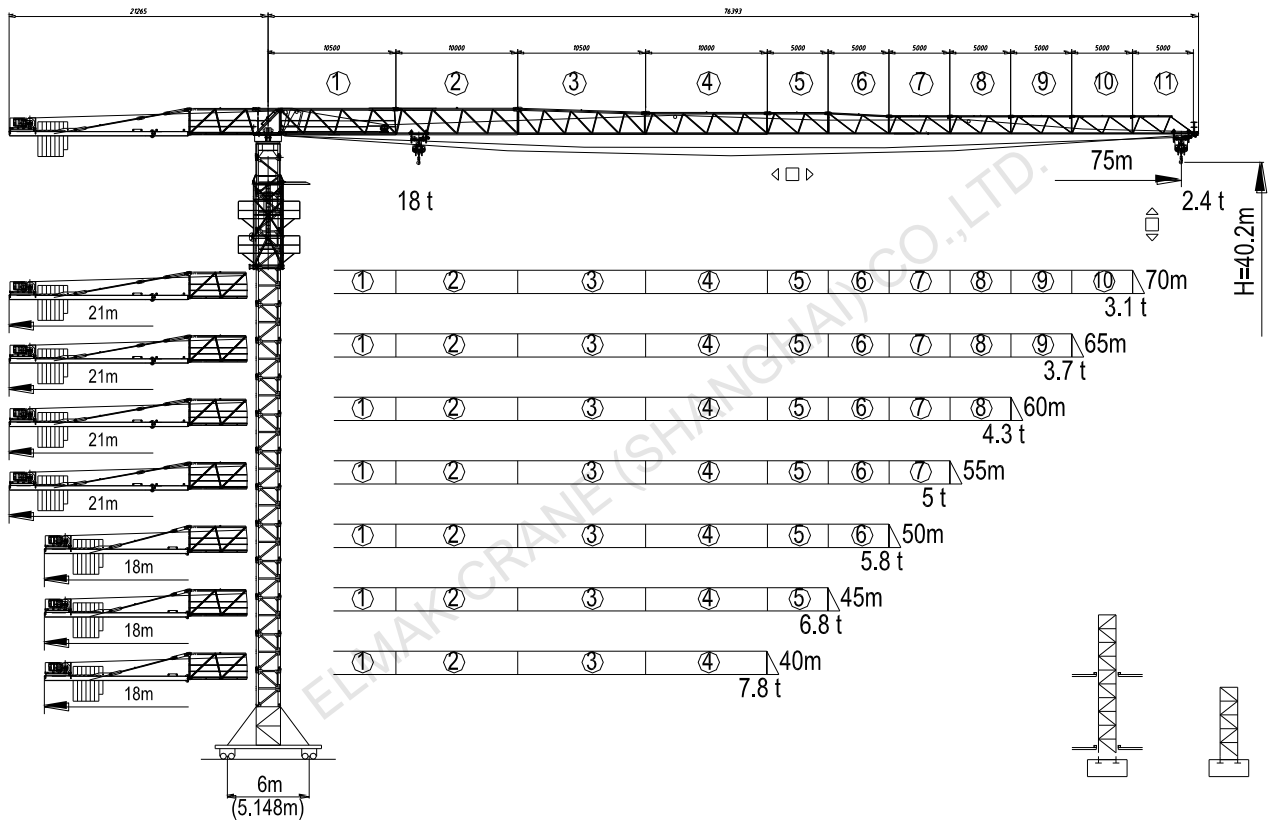
ELMAK[®]

ELMAK CRANE (SHANGHAI) CO.,LTD.

TOPLESS TOWER CRANE

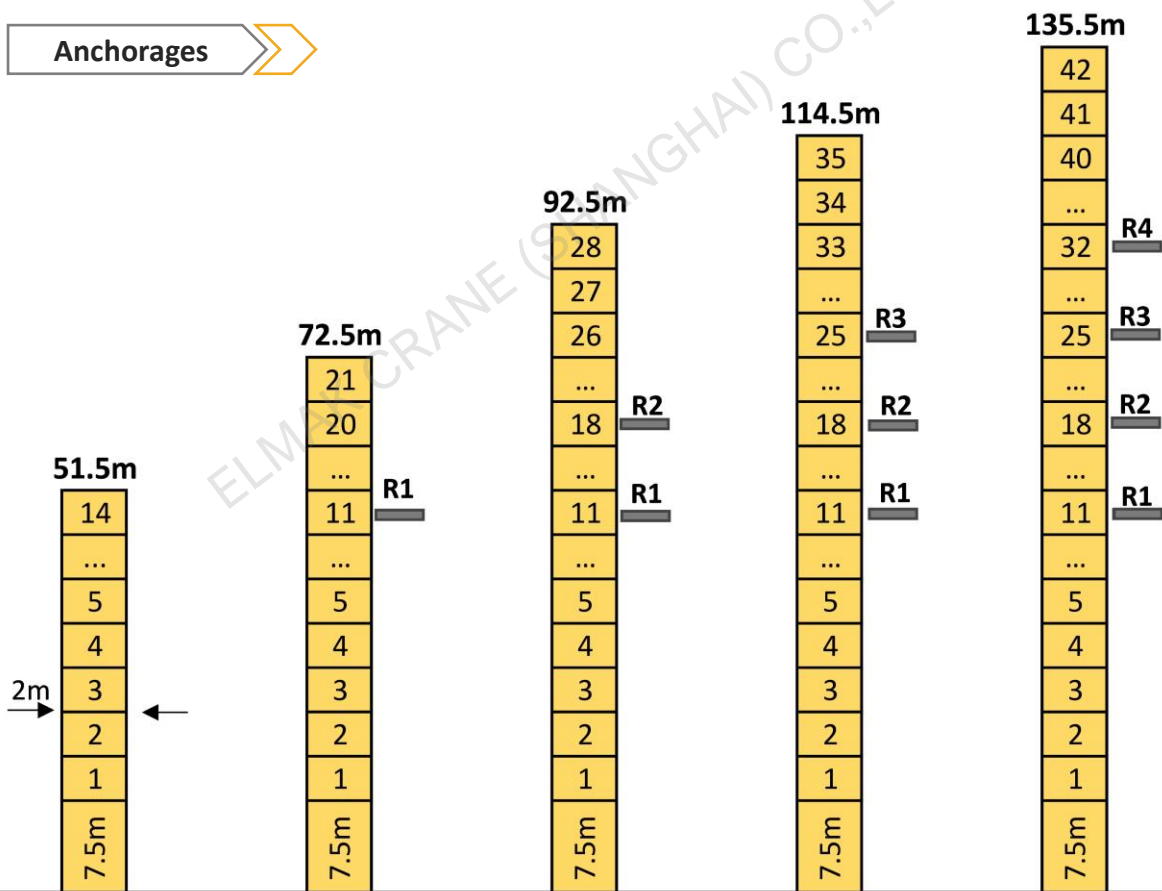
www.elmaktowercrane.com

EMT7524-18

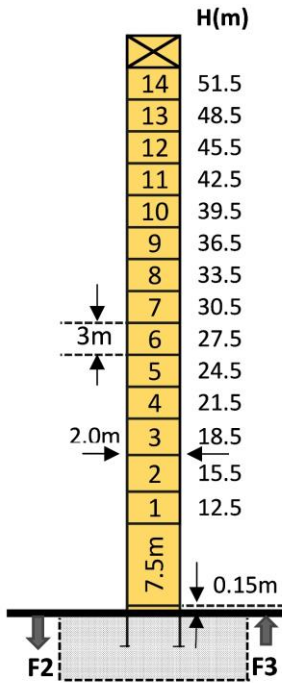


Loading Diagrams

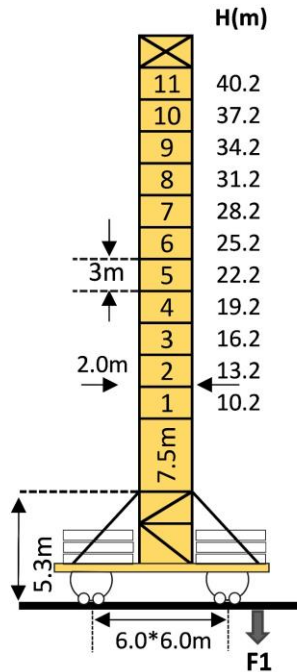
| | Fall | R(Cmax) | C(max) | | | | | | | | | | | | | | |
|------------|------|---------|--------|-------|-------|-------|-------|-------|------|------|------|------|------|------|------|------|------|
| | | m | t | 10.0 | 15.0 | 20.0 | 25.0 | 30.0 | 35.0 | 40.0 | 45.0 | 50.0 | 55.0 | 60.0 | 65.0 | 70.0 | 75.0 |
| 75m | | 12.70 | 18.00 | 18.00 | 15.92 | 11.44 | 8.82 | 7.10 | 5.89 | 4.99 | 4.30 | 3.75 | 3.29 | 2.92 | 2.6 | 2.33 | 2.10 |
| | | 26.20 | 9.00 | 9.00 | 9.00 | 9.00 | 9.00 | 7.36 | 6.16 | 5.27 | 4.58 | 4.03 | 3.58 | 3.21 | 2.90 | 2.63 | 2.40 |
| 70m | | 14.40 | 18.00 | 18.00 | 18.00 | 12.87 | 9.97 | 8.08 | 6.74 | 5.74 | 4.97 | 4.36 | 3.86 | 3.45 | 3.10 | 2.80 | |
| | | 29.30 | 9.00 | 9.00 | 9.00 | 9.00 | 9.00 | 8.75 | 7.06 | 6.06 | 5.28 | 4.67 | 4.17 | 3.75 | 3.40 | 3.10 | |
| 65m | | 15.70 | 18.00 | 18.00 | 18.00 | 13.98 | 10.88 | 8.84 | 7.40 | 6.34 | 5.51 | 4.85 | 4.32 | 3.88 | 3.50 | | |
| | | 31.10 | 9.00 | 9.00 | 9.00 | 9.00 | 9.00 | 9.00 | 7.58 | 6.52 | 5.70 | 5.05 | 4.51 | 4.07 | 3.70 | | |
| 60m | | 16.40 | 18.00 | 18.00 | 18.00 | 14.88 | 11.43 | 9.30 | 7.79 | 6.68 | 5.81 | 5.13 | 4.57 | 4.10 | | | |
| | | 32.20 | 9.00 | 9.00 | 9.00 | 9.00 | 9.00 | 9.00 | 7.97 | 6.86 | 6.00 | 5.32 | 4.76 | 4.30 | | | |
| 55m | | 17.00 | 18.00 | 18.00 | 18.00 | 15.35 | 11.96 | 9.74 | 8.17 | 7.00 | 6.10 | 5.38 | 4.80 | | | | |
| | | 33.30 | 9.00 | 9.00 | 9.00 | 8.00 | 8.00 | 8.00 | 8.00 | 8.00 | 7.19 | 6.29 | 5.58 | 5.00 | | | |
| 50m | | 17.60 | 18.00 | 18.00 | 18.00 | 15.90 | 12.40 | 10.10 | 8.48 | 7.27 | 6.34 | 5.60 | | | | | |
| | | 34.20 | 9.00 | 9.00 | 9.00 | 9.00 | 9.00 | 9.00 | 8.77 | 7.47 | 6.54 | 5.80 | | | | | |
| 45m | | 18.20 | 18.00 | 18.00 | 18.00 | 16.00 | 12.87 | 10.49 | 8.81 | 7.56 | 6.60 | | | | | | |
| | | 34.20 | 9.00 | 9.00 | 9.00 | 9.00 | 9.00 | 9.00 | 9.00 | 9.00 | 7.76 | 6.80 | | | | | |
| 40m | | 18.20 | 18.00 | 18.00 | 18.00 | 16.00 | 12.93 | 10.54 | 8.85 | 7.60 | | | | | | | |
| | | 35.30 | 9.00 | 9.00 | 9.00 | 9.00 | 9.00 | 9.00 | 9.00 | 9.00 | 7.80 | | | | | | |

Anchorage


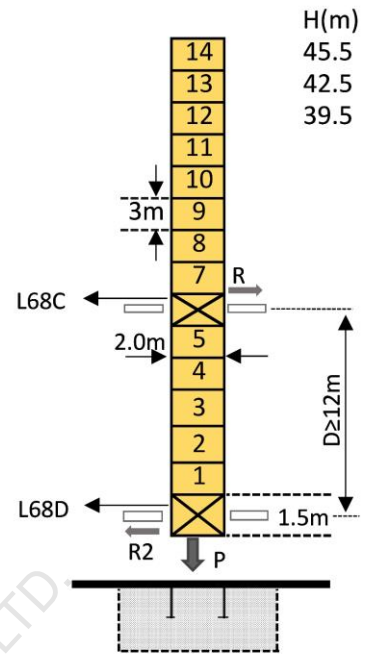
Mast-Reaction



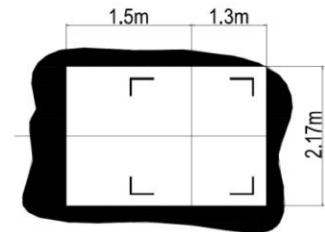
| | | |
|----|--------|--------|
| | ● | ■ |
| F2 | 151.0t | 129.0t |
| F3 | 95.0t | 80.0t |
| 👤 | 71.0t | |



| | | |
|----|-------|-------|
| | ● | ■ |
| F1 | 84.0t | 78.0t |
| 👤 | 67.0t | |



| | | |
|-------|-------|--------|
| Amin | Rmax | Pmax |
| 12.0m | 25.0t | 100.0t |
| 👤 | 68.7t | |



- 👤 Total weight of free standing height(exclude counter weight ballast)
- In service ■ Out of service F Reactions

Mechanisms

| Items | Mechanisms | Speed/Hoist weight | | | | Rope Capacity | Motor(KW) |
|--|------------|--------------------|------|-------|-------|---------------|-----------|
| | | M/min | t | M/min | t | | |
| Hoisting | 90LVF40 | 👤 | | 👤 | | 670m | 90 |
| | | 0-40 | 9.00 | 0-20 | 18.00 | | |
| | | 0-80 | 4.50 | 0-40 | 9.00 | | |
| Trolley | X185K | 0-60m/min | | | | 185N.m | |
| Slewing | RCV145 | 0-0.7rpm | | | | 12000N.m | |
| Traveling | 5.5TRVF | 0-30m/min | | | | 4*5.5 | |
| Main electrical components: Schneider (Frequency converter, Contactor,Relay) | | | | | | | |